



# THE AMAZING ADVENTURE

JOURNEY THROUGH THE BIBLE, BOOK BY BOOK

## **TABLE OF CONTENTS**

|                                      |    |
|--------------------------------------|----|
| Welcome                              | 3  |
| Special Thanks                       | 5  |
| Amazing Adventure Course Description | 7  |
| Romans                               | 10 |
| 1 Corinthians                        | 14 |
| 2 Corinthians                        | 18 |
| Galatians                            | 22 |
| Ephesians                            | 26 |
| Philippians                          | 30 |
| Colossians                           | 34 |
| 1 Thessalonians                      | 38 |
| 2 Thessalonians                      | 42 |
| 1 Timothy                            | 46 |
| 2 Timothy                            | 50 |
| Titus                                | 54 |
| Philemon                             | 58 |
| Hebrews                              | 62 |
| James                                | 66 |
| 1 Peter                              | 70 |
| 2 Peter                              | 74 |
| 1 John                               | 78 |
| 2 John                               | 82 |
| 3 John                               | 86 |
| Jude                                 | 90 |
| Revelation                           | 94 |

# **WELCOME TO THE AMAZING ADVENTURE PRESCHOOL CURRICULUM**

The Amazing Adventure was developed as a companion study for preschoolers to accompany the adult study of *The Amazing Collection: The Bible Book By Book*. As the parent is studying Genesis, the child now has an opportunity to “study” the same book on the same week. However, this material is also excellent as a parent guide to use at home or as a Sunday School curriculum for children up to the age of eight.

The Amazing Adventure is a wonderful way to introduce children to the concept that the Bible is made up of 66 books, and each book teaches us more about God our Great King. It is our prayer that children will grasp the concepts presented in the stories and will draw closer to THE ONE Who created them and loves them and guides them. Our God can be fully trusted.

Each story was written from the book in the Bible represented that week. We have tried to provide more than random Bible stories and desire to show them the common thread that runs from Genesis to Revelation. We want them to see that every book has a purpose and that the books “hang together” and make up a whole. Some principles will be too difficult for them to grasp, yet we feel it is beneficial to introduce them to the concepts. For instance, as in the book of Leviticus, an animal sacrifice may be above their understanding, but they surely can understand “bringing gifts to God.” The idea of sin may be difficult but they do know what it means to “be naughty.”

The Memory Verses have been chosen to help them with the overall theme of the Bible. Sometimes we have changed a word or two to help make the concept clearer. The facilitator may want to review this to be sure such changes are considered appropriate to the church’s understanding of Scripture.

The Leader’s Packet includes master copies of 22 color sheets. These sheets may be colored in class and then sent home with the student. Parents may be encour-

aged to keep all of the color sheets in a booklet so they can review the concepts of the books with their child.

Also a take home sheet may be copied so that, after class, each parent is given a 8 ½" X 5 ½" sheet with a review of the lesson, a prayer the parent can pray for the child that week, and an activity the family can do to enhance the theme of the book studied.

Memory Verse Sheets should be taken home also. Please encourage the parents to laminate the cards and keep on a ring for easy review.

We have suggested songs for worship and also some ideas for snacks. These are only suggestions. Each group may choose the music its children are familiar with most. Likewise, snacks should be chosen for the appropriateness of the group.

If you have any questions concerning the curriculum, please call The Big Dream Ministries Office at 678-366-3460. We will be glad to help in any way we can.

It is our prayer that the children who do this study will grow in their deep love and devotion to God their Great King, and gain a clearer understanding and love for His Word!

## **A SPECIAL THANKS**

This curriculum would not have been possible without the untiring work of many people. A special thanks to Carol Brewer and Suzanne Walsh from Woodcreek Church in Richland, Texas for providing the motivation to develop this material. Without them this project would never have gotten off the ground!

They worked many hours with Rosemary Nelson and Julie Lord from Roswell Community Church in Roswell, Georgia to create fun crafts and activities that would enhance every story. All four women have had many years of experience with preschool and Sunday school children and material.

Robyn Collins dropped into the project at just the right time to offer her creative genius to all we were doing. She added greater direction, clearer focus, millions of creative ideas, developed the format, helped choose music, added more fun, and, in the end, pulled everything together into one unit.

Thanks to Steve Lorenzen who utilized the artistic talents given to him by the Creator to produce the weekly color sheets. His work provides additional opportunity for Scripture memory and permanent impressions for visual and tactical learners. He was able to capture the heart of the child beautifully in his portrayal of the Bible stories.

As I wrote the stories, much of the material came from *The Amazing Collection: The Bible Book By Book*. That study was developed by Eleanor Lewis, Linda Sweeney, Margie Ruether and myself.

And most importantly, we are grateful to God who provided all we needed at just the right time. It is our prayer that this study will ignite a lifelong desire in children to know their Great King through the study of His Word.

Pat Harley





# THE AMAZING ADVENTURE

JOURNEY THROUGH THE BIBLE, BOOK BY BOOK



## PACKING UP: (30 MIN.)

Before you can leave for a trip, you have to plan and pack. Very deliberate activities are used to prepare the Adventurers for the lesson they are going to learn that day.

“Packing Up” occurs at the beginning portion of the class. Activities and items that are deliberately chosen to prepare the Adventurers for that day’s journey welcome kids into the room. They will have some free play and a memory verse-directed activity at this point, while everyone arrives.

## THE JOURNEY: (15 MIN.)

This is when the Bible story is shared. You will utilize a bag or suitcase with a few special items to assist you in telling the story. It will help engage the children’s imagination if you have the chairs set up like a bus; they will get “on the bus” for the journey.

### What’s in the Suitcase?



#### • Map: the Bible is our map

The Bible is the inspired Word of God, we know this to be true. Because of that, it should always be our guide. We need to make decisions about which way to go by viewing the Bible as our map.



#### • Living Water: the Scripture is our Living Water

As Christians, we must live by Scripture, and more importantly, we cannot live without it. Explain to Adventurers that we must live by the Living Water/Word of God. Place the key verse in the water bottle each week and allow an Adventurer to pull it out so you can read it aloud.



#### • Binoculars: to examine Scripture carefully

We are told to search for the treasure in the Bible. Take care to show Adventurers the precious truths hidden in the pages of God’s Word. Each lesson includes a point for you to investigate personally, as well.




**• Camera: giving Adventurers the big picture**

When talking to the Adventurers, the Bible and its characters should be made real for them. They must be shown the story, not just told. Each week, they will receive a coloring sheet with a picture reflecting the Bible story. When you see a camera in the middle of the journey, this is a thinking point for you, the teacher.



**• Travel Log: for journaling what God is doing**

This will be used later in the lesson.



**COLOR SHEET:**

Each Adventurer will receive a color sheet with a scene from the Bible story they have learned, and that they will color. All sheets may be kept in a folder. At the end of each year, there will be a booklet of their lessons.



**SINGALONG: (15 MIN.)**

Adventurers will experience the joy of worship through music. This may occur either in individual classes or as a large group, depending on the space and personnel available in each venue. We have included suggested songs. Feel free to be creative with your worship experience.



**QUIET TIME: (5 MIN.)**

We must take time alone with God. Leaders will guide Adventurers to take 2-3 minutes of time just for God. They will model what it means to set aside time just for God by joining children on the floor, with the lights turned off and everything quiet.



**ADVENTURE TIME: (15 MIN.)**

Adventurers experience guided activities that remind them of the Bible story, helping them to “live it.”



**HANDS-ON ACTIVITY: (20 MIN.)**

Adventurers will get up close and personal with the Bible story through carefully selected crafts. This enables them to experience God’s Word in yet another way.





### **FUELED UP: (10 MIN.)**

Adventurers will share a snack, complete with teacher-led prayer of thanksgiving. Kids will clean up their own mess to encourage responsibility.



### **PLAY TIME: (15 MIN.)**

If your venue has a playground area, allow Adventurers time for free play. Everything is an adventure to preschoolers, so make sure you use this time to encourage them to play with kindness and compassion for others.



### **TRAVEL LOG: (10 MIN.)**

Remembering God's goodness is an important element of a Christian's life. Use the questions at the end of each lesson to find out what to write in the travel log. This group activity involves the tour guide leading Adventurers through the points of the lesson and helping to record the new truths that have been uncovered that day. It is crucial for us to recall the mighty things that God has done for us. Tour Guides and Adventurers will do this by writing down answers to questions in the lesson about what has been learned and absorbed each day. Once again, the leaders are modeling something that we want the children to remember and implement in their adult lives. When this time comes each week, take a look back to see what God taught us the previous week before.

### **SCENIC OVERLOOK: (AS THEY LEAVE)**

A take-home sheet reviewing what was discussed in class each day, the Scenic Overlook, gives Mom (or Grandma) an aerial view of the journey her child has taken that day. She will be able to learn about the book they walked through in the Bible, a prayer that she can pray for her Adventurer, and some things that can be done at home to bring the lesson to life.

# ROMANS

## GOD'S RIGHTEOUSNESS DESCRIBED

### PURPOSE:

- To help children understand all are sinners and the payment of those sins is punishment
- To help children understand that Christ died for our sins
  - To help children understand that nothing can separate us from His love



### KEY VERSE:

*I am not ashamed of the gospel.*—Romans 1:16



### PACKING UP: (30 MIN.)

- Using butcher paper and crayons, guide Adventurers to draw pictures of eyes and glasses.
- Review the verse from the week before by singing, saying, and whispering it, and finding enjoyment in God's Word.



### THE JOURNEY: (15 MIN.)

Let's get ready for our Amazing Adventure with God our Great King. As I open our travel guide today, I see that we are going to be learning about the book of Romans. Remember, the Bible is our travel guide and it is all true. Do you remember how many books there are in the Bible?



Last week we learned about a man named Paul who was being very naughty and hurting many of God's children. Every day he would go to people's houses and drag them out and take them to jail, just because they loved Jesus!

*Do you ever think about what you would be willing to endure to tell about Jesus?*

One day, as he was going along the road, Jesus appeared to him as a blinding light and spoke to him in a voice Paul could understand. From then on, Paul knew Jesus really was the Son of God and he grew to love Him very much. In fact, he was so sure that Jesus was really God that he traveled all over the place telling people about Jesus and helping them to become children who belonged to God Himself!

One day, he decided to write a letter to the people who lived in Rome. He knew that they were having trouble understanding just who Jesus was, and they didn't know quite what to do. Paul, who loved all of the churches, wanted them to understand completely how wonderful Jesus was and how important it was for them to believe in Him. So he wrote this very special letter to those people in Rome. This letter became a book and that book is in the Bible and it is called Romans.



*Consider  
how  
you feel  
when you  
get an  
encourag-  
ing note.*

First, Paul wanted the people to know that every person in the whole world has done naughty things. Some people do small naughty things and others do very, very naughty things, but any naughty thing at all keeps us away from God because God is perfect. Any naughty thing we do keeps us from having a good, close friendship with God.

Now, because God is such a good Father, He hates the naughty things we do because they hurt us and they hurt others. Also, God wants us to be good friends with Him, and naughtiness keeps us separated from God and His love.

So God sent Jesus to take the punishment for our naughtiness. Jesus died on the Cross because we were naughty! So now we can come right to God without being ashamed and without fear because of what Jesus, our dear Savior, did for us. God says if we trust that Jesus really did take the punishment for our sins and we love Him, then we become God's own children forever and ever! WOW! That is great news!

Paul wanted people to know that the message about Jesus was the very best news ever. That message about Jesus is called the Gospel. The Gospel is the Good News that Jesus came to save us from our sins. Jesus was punished for the naughty things WE did! And He came to save us because He loves us like crazy and was willing to even die so that we can be very best friends with God.

Now that *is* good news. Jesus loves you. The Gospel means Good News about Jesus. This Good News is not only for you, but for all of your friends. We, too, can be like Paul and share the Gospel with everyone.

Jesus loves us and died so that we can be best friends with God our Great King.

And God also says that we can never be separated from Him and His great love for us. If we climb to the highest mountain, our God is still with us. If we crawl into the darkest deepest cave, God goes with us. If we row a boat out to the farthest sea, our God will be right there with us. If we are all alone in our house and we are afraid, we can know that God, who is all-powerful, is right there with us and we have nothing to fear. Nothing, no nothing, can separate us from the love of God.

So this is the Good News, the Gospel—Jesus Christ loves you so much that He died on a cross and took the punishment for our naughtiness; and because of Jesus, we can be the very best friends and even children of God. Nothing can separate us from His love.

Paul says, “I am not ashamed of the Gospel,” the Good News that Jesus saves! Paul spent his whole life telling people that Good News, and we can, too!

What an adventure we had today! Today, we traveled all the way to Rome with Paul! Next week we will have another adventure with God, our Great King. We will be learning about something wonderful, and that wonderful thing is LOVE. You won’t want to miss it!



### **SINGALONG: (15 MIN.)**

- “Go Tell It on the Mountain”
- “This Little Light of Mine”
- “Praise Him, Praise Him, All Ye Little Children”



### **QUIET TIME: (5 MIN.)**

We must take time alone with God. Encourage Adventurers to thank God for loving us so much that He sent us a love letter, the Bible.




### **ADVENTURE TIME: (15 MIN.)**

- **Extra, Extra** (Supplies: rolled up newspaper and bucket)

Allow Adventurers to take turns tossing the morning newspaper into

the bucket. You can give points for successful tosses. Explain that the newspaper brings the news to people, and we are to bring the Good News of Jesus Christ to everyone.



### **COLOR SHEET:**

Each Adventurer will receive a color sheet with a scene from the Bible story they have learned, and will color. All sheets may be kept in a folder. At the end of each year, there will be a booklet of their lessons.



### **FUELED UP: (10 MIN.)**

Adventurers will share a snack, complete with teacher-led prayer of thanksgiving. Kids will clean up their own mess to encourage responsibility. Suggestion: trail mix



### **PLAY TIME: (15 MIN.)**

If your venue has a playground area, allow Adventurers time for free play. Everything is an adventure to preschoolers, so make sure you use this time to encourage them to play with kindness and compassion for others.



### **HANDS-ON ACTIVITY: (20 MIN.)**

• **Loud and Clear Megaphones** (Supplies: Construction paper, tape, markers and/or stickers)

-Have each child decorate a piece of construction paper with markers and/or stickers.

-Roll the paper into a cone shape and place tape on the seam, leaving a hole at each end to create a megaphone.

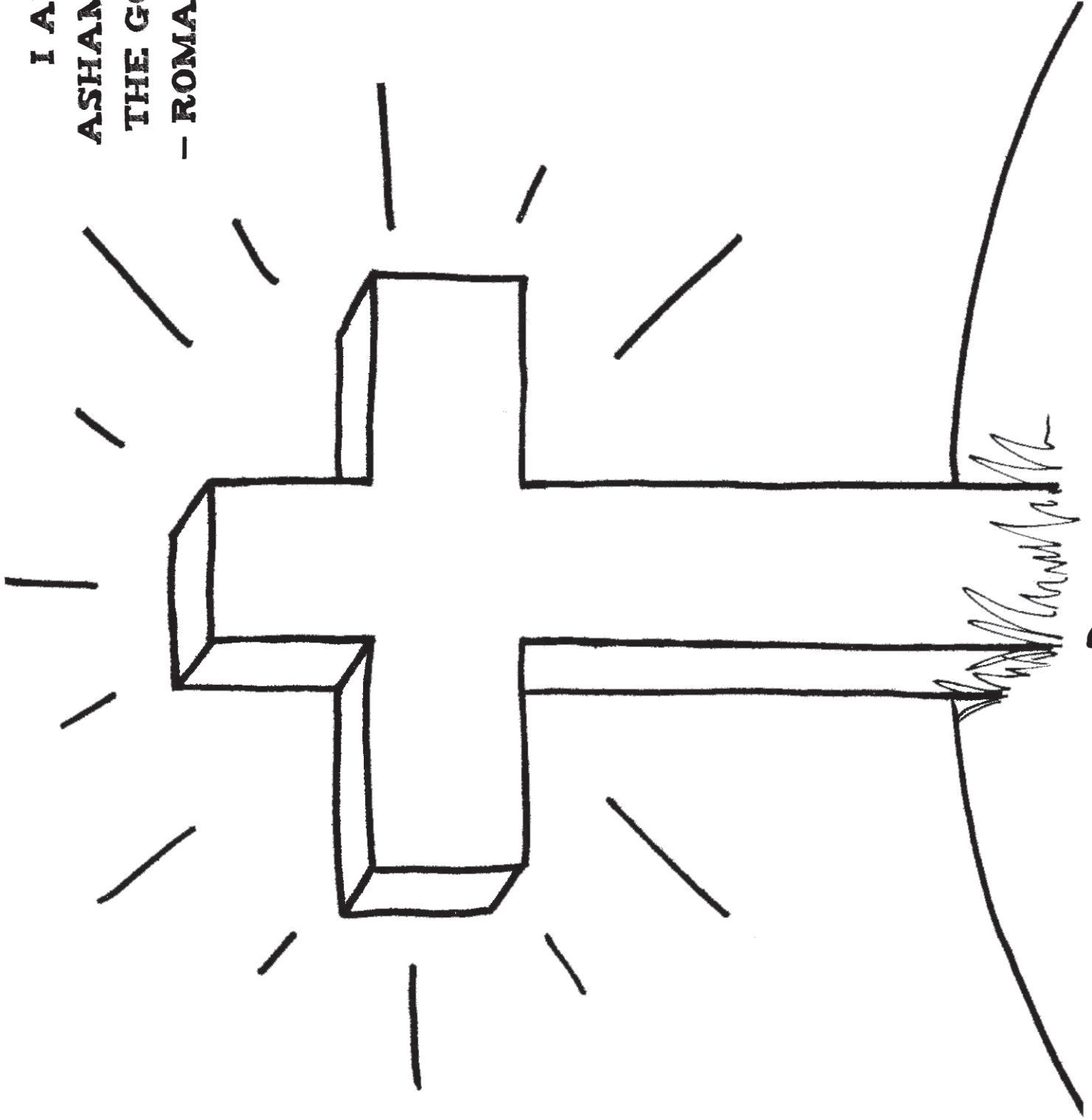
Explain that Paul was not ashamed to proclaim the Gospel, and we should not be either.



### **TRAVEL LOG: (20 MIN.)**

1. Before Paul loved Jesus he did some very bad things. Do you remember what they were?
2. How can we be good friends with God?
3. Do you remember what the word Gospel means?
4. How much does Jesus love us?
5. Do you remember what He did to show us that love?

**I AM NOT  
ASHAMED OF  
THE GOSPEL.  
- ROMANS 1:16**



**Romans**

**WHEN SOMEONE  
BECOMES A CHRISTIAN  
HE BECOMES A BRAND  
NEW PERSON INSIDE.  
-2 CORINTHIANS 5:17**



**2nd Corinthians**



I am not ashamed of  
the gospel.  
—Romans 1:16



The greatest of these  
is love.  
—1 Corinthians 13:13



When someone  
becomes a Christian  
he becomes a brand  
new person inside.  
—2 Corinthians 5:17



Christ has set us free.  
—Galatians 5:1



Put on the full armor  
of God.  
—Ephesians 6:13



Don't be selfish.  
—Philippians 2:3



For Christ is God.  
—Colossians 2:9



May [the Lord] ... make  
your hearts strong,  
blameless, and holy.  
—1 Thessalonians 3:13





# THE AMAZING ADVENTURE

JOURNEY THROUGH THE BIBLE, BOOK BY BOOK

## ROMANS GOD'S RIGHTEOUSNESS DESCRIBED

### PURPOSE:

- To help children understand all are sinners and the payment of those sins is punishment
- To help children understand that Christ died for our sins
- To help children understand that nothing can separate us from His love

### KEY VERSE:

*I am not ashamed of the gospel.*—Romans 1:16

### STORY:

Today, we learned about how Paul was used to spread the Good News. The Good News is that Jesus lived a perfect life and then died for us because we cannot possibly be good enough to deserve heaven. Any sin keeps us from having a good, close friendship with God. That is why we all need Jesus.

### PRAYER:

Pray that your child would understand at an early age his/her need for Jesus' forgiveness and enter into a relationship with the Father.

### BRING IT HOME:

Every time you see a cross or a church when you are driving this week, remind your child about Jesus who died on a cross to save us. Remind your child that because of this gift of eternal life, we can live in Heaven forever with Him.



# THE AMAZING ADVENTURE

JOURNEY THROUGH THE BIBLE, BOOK BY BOOK

## 1 CORINTHIANS CHURCH'S PROBLEMS CORRECTED

### PURPOSE:

- To help children to understand Christian love

### KEY VERSE:

*The greatest of these is love.*—1 Corinthians 13:13

### STORY:

Today we learned how Paul brought the people of Corinth a message that they were to love one another. There are so many ways to love, Paul gave the people the qualities of love through the very famous passage in 1 Corinthians 13. From sharing to turning the other cheek, we explored what it means to act out love.

### PRAYER:

Pray that your child would understand God's love. Pray that he/she would be able to show love even when it's difficult. Pray for a tender heart that shows others what Jesus' love is all about. Pray that you will be able to show love when you don't feel like it.

### BRING IT HOME:

Tell your child about a time when it was hard for you to show love. Help him/her understand that God will give us the strength to love, even when we don't feel like it. Point out ways that he/she can do this by sharing or by giving kind words to others. You might surprise your child with a love note with his/her lunch in the morning.